

MG09 SERIES

CLOUD-SCALE CAPACITY HDD

The MG09 Series provides 18 TB^[1] of conventional magnetic recording (CMR) capacity. The industry-standard 3.5-inch^[2] form-factor provides 7200 rpm performance, and integrates easily into cloud-scale storage infrastructure, business-critical servers and storage, and File and Object storage solutions.

Toshiba's leadership in precision industrial laser welding technology is put to use to permanently seal helium inside the 9-disk mechanics. The helium-sealed design reduces aerodynamic drag to significantly lower the drive's operational power profile, which helps deliver critical TCO benefits for data center infrastructures. The sealed design and corrosion resistant electronics also mitigate against life-time failure modes due to air bourn pollutants and other environmental factors.

The massive 18 TB CMR capacity is delivered using Toshiba's innovative Flux Control Microwave Assisted Magnetic Recording (FC-MAMR) technology. These advances help the MG09 Series to achieve optimum storage capacity and application compatibility, with unsurpassed data reliability. Available with either a SATA 6.0 Gbit/s or a 12.0 Gbit/s SAS interface^[3], the MG09 Series models integrate easily into standard 3.5-inch drive bays to help reduce the footprint and operational burden of cloud-scale storage infrastructure, File and Object storage systems, and business critical servers and storage systems.



Product image may represent a design model.

KEY FEATURES

- 18/16/14/12/10 TB capacity
- Conventional Magnetic Recording (CMR) for broad compatibility
- Toshiba Flux Control Microwave-assisted Magnetic Recording (FC-MAMR) Technology
- Industry-leading 9-disk helium-sealed design for superior storage density
- Industry Standard 3.5-inch 26.1 mm height Form Factor
- 7200 rpm Performance
- Choice of SATA 6.0 Gbit/s and 12.0 Gbit/s SAS Interfaces
- Lower operational power profile, providing excellent power efficiency (W/TB) for better TCO
- 550 Total TB Transferred per Year Workload Rating^[4]
- 512e or 4Kn Advanced Format Sector Technology; (512e Model) Includes Toshiba Persistent Write Cache Technology for Data-Loss Protection in Sudden Power-Loss Events
- Sustained transfer rate and power efficiency improvements vs. prior MG Series generations
- Sanitize Instant Erase (SIE) option model and Self Encrypting Drive (SED) option model^[5]
- Support FFMT (Fast Format) for SAS

APPLICATIONS

- Cloud-scale Server and Storage Infrastructure
- Software-defined data center infrastructure
- File- and Object-based storage infrastructure
- Tiered Storage Infrastructure Solutions
- Workloads and Use-Cases that Benefit from High Capacity per Spindle disk drives
- Capacity-Optimized Cloud-scale and Rack-Scale Storage Systems
- Compliance Data Archives and Data Life-Cycle Management Storage Systems
- Data Center Data-Protection and Data Back-up Infrastructure

SPECIFICATION

Item		MG09ACA18T MG09ACP18T	MG09ACA16T MG09ACP16T	MG09ACA14T MG09ACP14T	MG09ACA12T MG09ACP12T	MG09ACA10T MG09ACP10T
Interface		SATA-3.3				
Formatted Capacity		18 TB	16 TB	14TB	12 TB	10 TB
Performance	Interface Speed ^[3]	6.0 Gbit/s, 3.0 Gbit/s, 1.5 Gbit/s				
	Rotation Speed	7200 rpm				
	Buffer Size	512 MiB ^[7]				
	Maximum Sustained Data Transfer Speed	268 MiB/s ^[7]				
Logical Data Block Length	MG09ACAxXXA/AY	4096 B				
	MG09ACPxxxA					
	MG09ACAxXXE/EY ^[8]	HOST: 512 B, DISK 4096 B				
	MG09ACPxxxE ^[8]					
Supply Voltage	Allowable Voltage 12 V ^[9] ±10 % / 5 V ^[9] +10 % / -7 % ^[10]					
Power Consumption	Write / Read (4KB Q1) (Typ.)	8.35W		7.96W		7.43W
	Active Idle (Typ.)	4.16 W		3.77W		3.30W
Acoustics ^[12]	Active Idle (Typ.)	20 dB				

Item		MG09SCA18T MG09SCP18T	MG09SCA16T MG09SCP16T	MG09SCA14T MG09SCP14T	MG09SCA12T MG09SCP12T	MG09SCA10T MG09SCP10T
Interface		SAS-3.0				
Formatted Capacity		18 TB	16 TB	14TB	12 TB	10 TB
Performance	Interface Speed ^[3]	12.0 Gbit/s, 6.0 Gbit/s, 3.0 Gbit/s, 1.5 Gbit/s				
	Rotation Speed	7200 rpm				
	Buffer Size	512 MiB				
	Maximum Sustained Data Transfer Speed ^[6]	268 MiB/s				
Logical Data Block Length	MG09SCAxXXA/AY	4096 B / 4160 B / 4224 B				
	MG09SCPxxxA					
	MG09SCAxXXE/EY ^[8]	HOST: 512 B, DISK 4096 B HOST: 520 B, DISK 4160 B HOST: 528 B, DISK 4224 B				
	MG09SCPxxxE ^[8]					
Supply Voltage	Allowable Voltage 12 V ^[9] ±10 % / 5 V ^[9] +10 % / -7 % ^[10]					
Power Consumption	Write / Read (4KB Q1) (Typ.)	8.71 W		8.40 W		7.95 W
	Active Idle (Typ.)	4.49 W		4.25 W		3.76 W
Acoustics ^[11]	Active Idle (Typ.)	20 dB				

ENVIRONMENTAL LIMITS

Item		Specification
Ambient Temperature	Operating	5 °C to 55 °C (No condensation)
	Non-Operating ^{[12][13]}	-40 °C to 70 °C (No condensation)
Enclosure surface temperature ^[11]	Operating	5 °C to 60 °C (No condensation)
Relative Humidity	Operating	5 % to 90 % R.H. (No condensation)
	Non-Operating ^[12]	5 % to 95 % R.H. (No condensation)
Altitude	Operating	- 305 m to +3048 m
	Non-Operating ^[12]	- 305 m to +12 192 m
Shock ^[14]	Operating	686 m/s ² { 70 G } (2 ms duration)
	Non-Operating ^[12]	2450 m/s ² { 250 G } (2 ms duration)
Vibration ^[14]	Operating ^[15]	7.35 m/s ² { 0.75 G } (5 to 300 Hz) 2.45 m/s ² { 0.25 G } (300 to 500 Hz)
	Non-Operating ^{[12][16]}	29.4 m/s ² { 3.0 G } (5 to 500 Hz)

RELIABILITY

Item	Specification
MTTF / AFR ^[17]	2 500 000 hours / 0.35 %
Non-recoverable Error Rate	10 error per 10 ¹⁶ bits read
Load / Unload	600 000 times
Availability	24 hours/day, 7 days/week
Rated Annual Workload	550 TB per year

[1] Definition of capacity: Toshiba defines a terabyte (TB) as 1 000 000 000 000 bytes. A computer operating system, however, reports storage capacity using powers of 2 for the definition of 1TB = 2⁴⁰ = 1 099 511 627 776 bytes and therefore shows less storage capacity. Available storage capacity (including examples of various media files) will vary based on file size, formatting, settings, software and operating system, such as Microsoft Operating System and/or pre-installed software applications, or media content. Actual formatted capacity may vary.

[2] "3.5-inch" mean the form factor of HDDs. They do not indicate drive's physical size.

[3] Read and write speed may vary depending on the host device, read and write conditions, and file size.

[4] Workload is defined as the amount of data written, read or verified by commands from host system.

[5] SED supports TCG Enterprise SSCs. And the HDDs which have any security function may not be available in the countries where the use of such HDDs is prohibited or limited due to export control and local regulations.

[6] The maximum sustained data rate and interface speed may be restricted to the response speed of host system and by transmission characteristics. 1 Gbit/s = 1 000 000 000 bits/s. 1 MiB/s = 1 048 576 bytes/s

[7] A mebibyte (MiB) means 2²⁰, or 1 048 576 bytes.

[8] Read-modify-write is supported.

[9] Input voltages are specified at the HDD connector side, during HDD ready state.

[10] Make sure the value is not less than -0.3 V DC (less than -0.6 V, 0.1 ms) when turning on or off the power.

[11] The measuring method is based on ISO 7779.

[12] Non-operating condition (except storage condition) assumes short term transportation.

[13] The range of altitude is 3048 m or less. Up to 55 °C at 7620 m. Up to 40 °C at 12 192 m.

[14] Vibration applied to the HDD is measured at near the mounting screw hole on the frame as much as possible.

[15] At random seek write/read and default on retry setting with log sweep vibration.

[16] At power-off state after installation

[17] MTTF (Mean Time to Failure) of the HDDs during its life time is 2 500 000 hours and AFR (Annualized Failure Rate) is 0.35 %. (POH: 8760 hours per one year (24 hours per one day, 7 days per one week). Average HDA surface temperature: 40 °C or less, workloads: 550 TB per one year, which is defined as the amount of data written, read or verified by commands from host system). Continual or sustained operation at case HDA surface temperature above 40 °C may degrade product reliability.

MODEL NUMBER

Model Number	Interface	Capacity	Sector Format	Optional Security
MG09ACA18TA	SATA-3.3	18 TB	4Kn	
MG09ACA16TA	SATA-3.3	16 TB	4Kn	
MG09ACA14TA	SATA-3.3	14 TB	4Kn	
MG09ACA12TA	SATA-3.3	12 TB	4Kn	
MG09ACA10TA	SATA-3.3	10 TB	4Kn	
MG09ACA18TE	SATA-3.3	18 TB	512e	
MG09ACA16TE	SATA-3.3	16 TB	512e	
MG09ACA14TE	SATA-3.3	14 TB	512e	
MG09ACA12TE	SATA-3.3	12 TB	512e	
MG09ACA10TE	SATA-3.3	10 TB	512e	
MG09ACA18TAY	SATA-3.3	18 TB	4Kn	SIE
MG09ACA16TAY	SATA-3.3	16 TB	4Kn	SIE
MG09ACA14TAY	SATA-3.3	14 TB	4Kn	SIE
MG09ACA12TAY	SATA-3.3	12 TB	4Kn	SIE
MG09ACA10TAY	SATA-3.3	10 TB	4Kn	SIE
MG09ACA18TEY	SATA-3.3	18 TB	512e	SIE
MG09ACA16TEY	SATA-3.3	16 TB	512e	SIE
MG09ACA14TEY	SATA-3.3	14 TB	512e	SIE
MG09ACA12TEY	SATA-3.3	12 TB	512e	SIE
MG09ACA10TEY	SATA-3.3	10 TB	512e	SIE
MG09ACP18TA	SATA-3.3	18 TB	4Kn	SED
MG09ACP16TA	SATA-3.3	16 TB	4Kn	SED
MG09ACP14TA	SATA-3.3	14 TB	4Kn	SED
MG09ACP12TA	SATA-3.3	12 TB	4Kn	SED
MG09ACP10TA	SATA-3.3	10 TB	4Kn	SED
MG09ACP18TE	SATA-3.3	18 TB	512e	SED
MG09ACP16TE	SATA-3.3	16 TB	512e	SED
MG09ACP14TE	SATA-3.3	14 TB	512e	SED
MG09ACP12TE	SATA-3.3	12 TB	512e	SED
MG09ACP10TE	SATA-3.3	10 TB	512e	SED

Model Number	Interface	Capacity	Sector Format	Optional Security
MG09SCA18TA	SAS-3.0	18 TB	4Kn	
MG09SCA16TA	SAS-3.0	16 TB	4Kn	
MG09SCA14TA	SAS-3.0	14 TB	4Kn	
MG09SCA12TA	SAS-3.0	12 TB	4Kn	
MG09SCA10TA	SAS-3.0	10 TB	4Kn	
MG09SCA18TE	SAS-3.0	18 TB	512e	
MG09SCA16TE	SAS-3.0	16 TB	512e	
MG09SCA14TE	SAS-3.0	14 TB	512e	
MG09SCA12TE	SAS-3.0	12 TB	512e	
MG09SCA10TE	SAS-3.0	10 TB	512e	
MG09SCA18TAY	SAS-3.0	18 TB	4Kn	SIE
MG09SCA16TAY	SAS-3.0	16 TB	4Kn	SIE
MG09SCA14TAY	SAS-3.0	14 TB	4Kn	SIE
MG09SCA12TAY	SAS-3.0	12 TB	4Kn	SIE
MG09SCA10TAY	SAS-3.0	10 TB	4Kn	SIE
MG09SCA18TEY	SAS-3.0	18 TB	512e	SIE
MG09SCA16TEY	SAS-3.0	16 TB	512e	SIE
MG09SCA14TEY	SAS-3.0	14 TB	512e	SIE
MG09SCA12TEY	SAS-3.0	12 TB	512e	SIE
MG09SCA10TEY	SAS-3.0	10 TB	512e	SIE
MG09SCP18TA	SAS-3.0	18 TB	4Kn	SED
MG09SCP16TA	SAS-3.0	16 TB	4Kn	SED
MG09SCP14TA	SAS-3.0	14 TB	4Kn	SED
MG09SCP12TA	SAS-3.0	12 TB	4Kn	SED
MG09SCP10TA	SAS-3.0	10 TB	4Kn	SED
MG09SCP18TE	SAS-3.0	18 TB	512e	SED
MG09SCP16TE	SAS-3.0	16 TB	512e	SED
MG09SCP14TE	SAS-3.0	14 TB	512e	SED
MG09SCP12TE	SAS-3.0	12 TB	512e	SED
MG09SCP10TE	SAS-3.0	10 TB	512e	SED

MARKING

1) WEEE

Following information is only for EU-member states:

The use of the symbol indicates that this product may not be treated as household waste. By ensuring this product is disposed of correctly, you will help prevent potential negative consequences for the environment and human health, which could otherwise be caused by inappropriate waste handling of this product. For more detailed information about recycling of this product, please contact your local city office, your household waste disposal service or the shop where you purchased the product.



2) Names and Contents of Hazardous Substances or Elements in Products

产品中有害物质的名称及含量

部件名称	有害物质					
	铅 (Pb)	汞 (Hg)	镉 (Cd)	六价铬 (Cr(VI))	多溴联苯 (PBB)	多溴二苯醚 (PBDE)
HDD(硬盘驱动器)	×	○	○	○	○	○

本表格依据 SJ/T 11364 的规定编制。
○：表示该有害物质在该部件所有均质材料中的含量均在 GB/T 26572 规定的限量要求以下。
×：表示该有害物质至少在该部件的某一均质材料中的含量超出 GB/T 26572 规定的限量要求。



中华人民共和国环保使用期限

SAFETY / EMI STANDARDS

Title	Region
UL (Underwriters Laboratories)	USA
CSA (Canadian Standard Association)	Canada
TÜV (Technischer Überwachungs Verein)	Germany
BSMI (Bureau of Standards, Metrology and Inspection)	Taiwan
KC (Korea Certification) (Note)	Korea
RCM (Regulatory Compliance Mark)	Australia

(Note) Marks of KC

Made in Japan		1. 기기의 명칭(모델명): MG09ACA18T/16T/14T/12T/10T A/E/AY/EY, MG09ACP18T/16T/14T/12T/10T A/E 2. 인증번호: R-R-T48-MG09ACA18TE 3. 인증받은 자의 상호: TOSHIBA ELECTRONIC DEVICES & STORAGE CORPORATION 4. 제조년월일: 2020-05 5. 제조자 / 제조국가: TOSHIBA ELECTRONIC DEVICES & STORAGE CORPORATION / 일본
		1. 기기의 명칭(모델명): MG09SCA18T/16T/14T/12T/10T A/E/AY/EY, MG09SCP18T/16T/14T/12T/10T A/E 2. 인증번호: R-R-T48-MG09SCA18TE 3. 인증받은 자의 상호: TOSHIBA ELECTRONIC DEVICES & STORAGE CORPORATION 4. 제조년월일: 2020-05 5. 제조자 / 제조국가: TOSHIBA ELECTRONIC DEVICES & STORAGE CORPORATION / 일본
Made in Philippines		1. 기기의 명칭(모델명): MG09ACA18T/16T/14T/12T/10T A/E/AY/EY, MG09ACP18T/16T/14T/12T/10T A/E 2. 인증번호: R-R-T48-MG09ACA18TE 3. 인증받은 자의 상호: TOSHIBA ELECTRONIC DEVICES & STORAGE CORPORATION 4. 제조년월일: 2020-05 5. 제조자 / 제조국가: TOSHIBA ELECTRONIC DEVICES & STORAGE CORPORATION / 필리핀
		1. 기기의 명칭(모델명): MG09SCA18T/16T/14T/12T/10T A/E/AY/EY, MG09SCP18T/16T/14T/12T/10T A/E 2. 인증번호: R-R-T48-MG09SCA18TE 3. 인증받은 자의 상호: TOSHIBA ELECTRONIC DEVICES & STORAGE CORPORATION 4. 제조년월일: 2020-05 5. 제조자 / 제조국가: TOSHIBA ELECTRONIC DEVICES & STORAGE CORPORATION / 필리핀

B 급 기기
(가정용 방송통신기자재)

이 기기는 가정용 (B 급) 전자파 적합 기기로서 주로 가정에서 사용하는 것을 목적으로 하며, 모든 지역에서 사용할 수 있습니다.

CE Marking

Category	Applied standard	Issued year	Comment
EMC 2014/30/EU	Emission: EN55032	2015	Class B (including domestic environment)
	Immunity: EN55035	2017	Product immunity standard for IT-equipment
RoHS 2011/65/EU	EN IEC63000	2018	Category 3

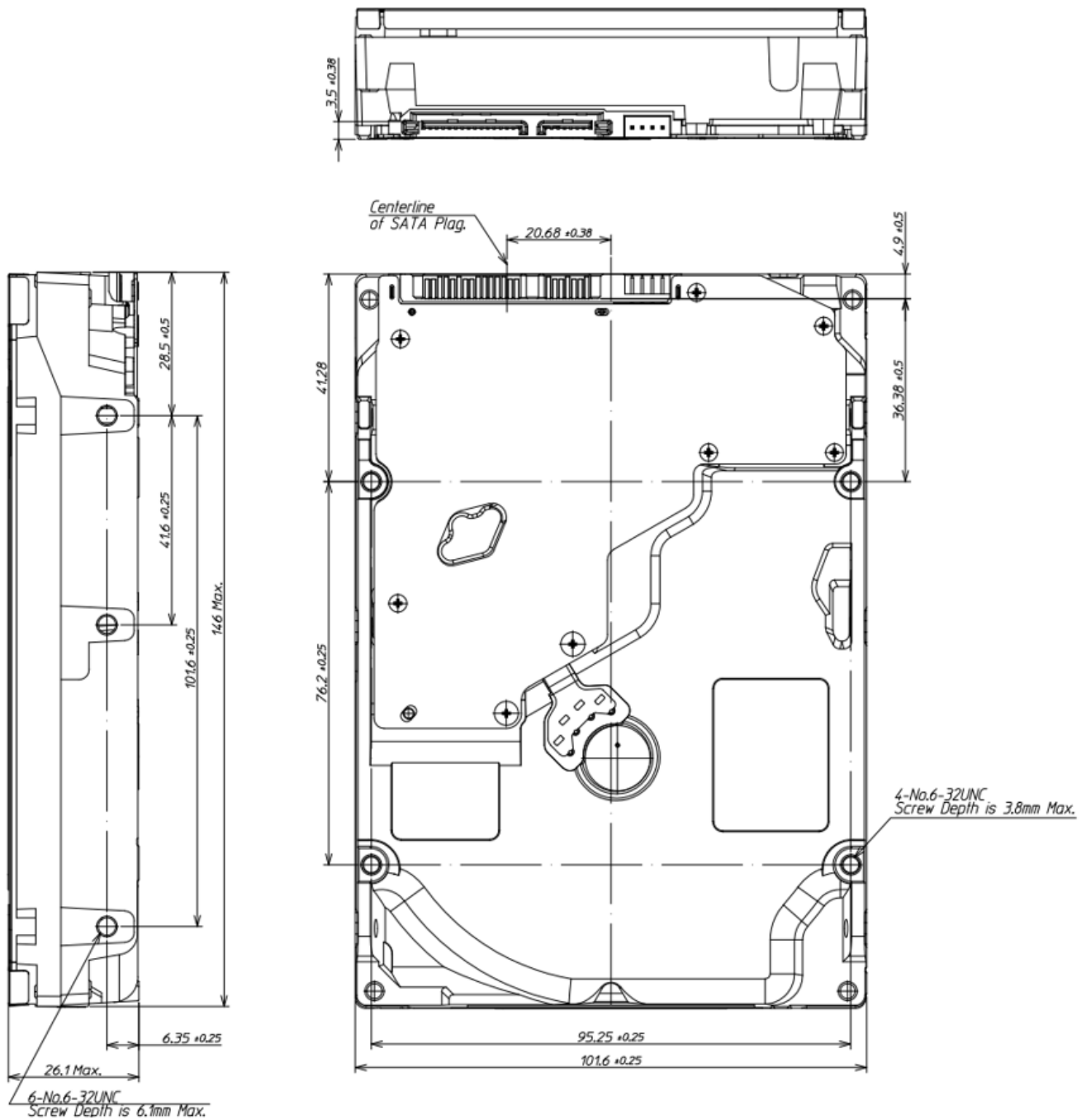
UKCA Marking

Category	Applied standard	Issued year	Comment
EMC	Emission: BS EN55032	2015	Class B (including domestic environment)
	Immunity: BS EN55035	2017	Product immunity standard for IT-equipment
RoHS	BS EN IEC63000	2018	Category 3

MECHANICAL SPECIFICATIONS

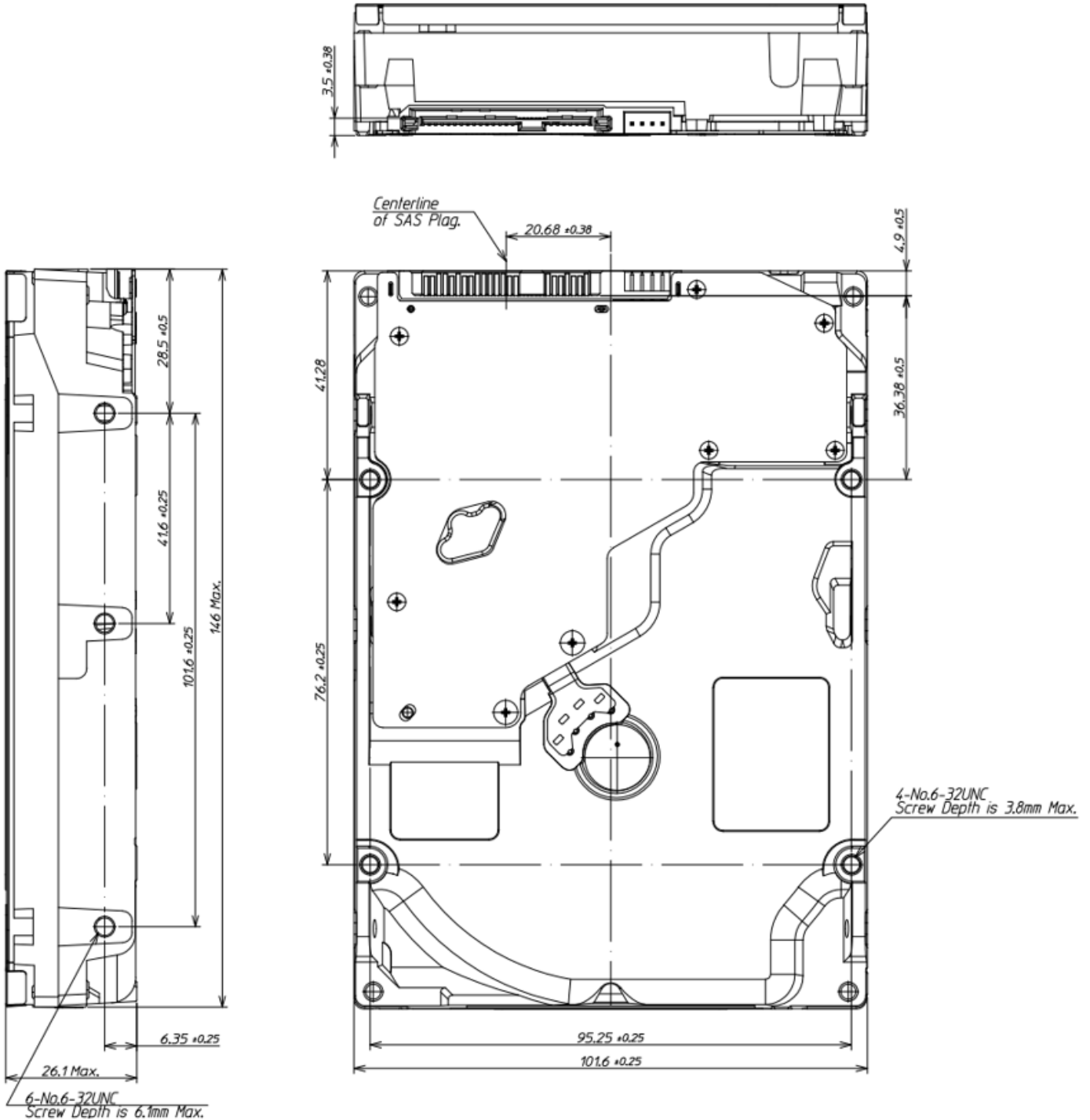
Item	MG09ACA18T MG09ACP18T	MG09ACA16T MG09ACP16T	MG09ACA14T MG09ACP14T	MG09ACA12T MG09ACP12T	MG09ACA10T MG09ACP10T
Width (Max.)	101.85 mm				
Height (Max.)	26.1 mm				
Length (Max.)	147.0 mm				
Weight (Max.)	720 g		705 g		690 g

[Unit: mm]

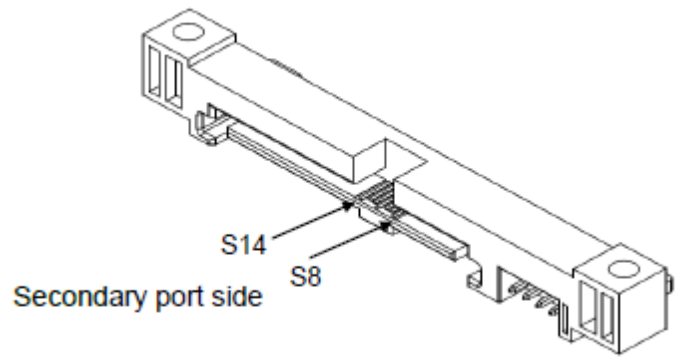
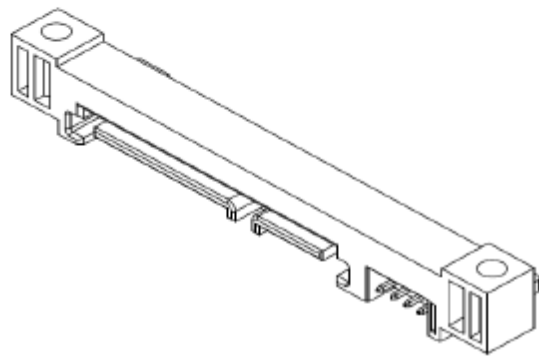
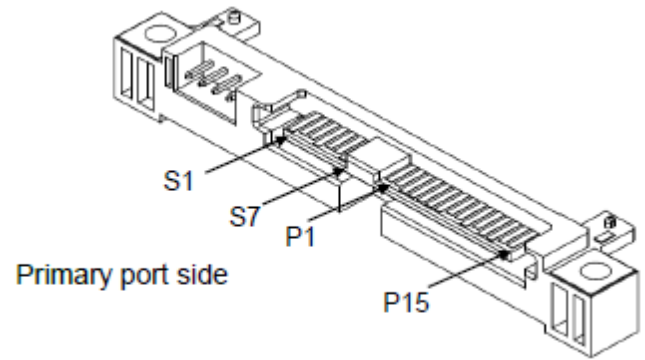
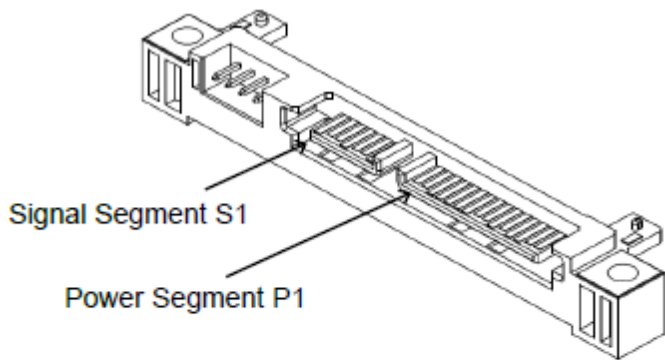


Item	MG09SCA18T MG09SCP18T	MG09SCA16T MG09SCP16T	MG09SCA14T MG09SCP14T	MG09SCA12T MG09SCP12T	MG09SCA10T MG09SCP10T
Width (Max.)	101.85 mm				
Height (Max.)	26.1 mm				
Length (Max.)	147.0 mm				
Weight (Max.)	720 g		705 g		690 g

[Unit: mm]



INTERFACE CONNECTOR



SATA plug connector overview
MG09ACA18T/16T/14T/12T/10T
MG09ACP18T/16T/14T/12T/10T

SAS plug connector overview
MG09SCA18T/16T/14T/12T/10T
MG09SCP18T/16T/14T/12T/10T

INTERFACE CONNECTOR (SATA plug) SIGNAL ALLOCATION

MG09ACA18T/16T/14T/12T/10T

MG09ACP18T/16T/14T/12T/10T

Segment	Pin No.	Pin Definition	
Signal Segment	S1	GND	2 nd Mate
	S2	A+	Differential Pair A from PHY (Device Rx+)
	S3	A-	Differential Pair A from PHY (Device Rx-)
	S4	GND	2 nd Mate
	S5	B-	Differential Pair B from PHY (Device Tx-)
	S6	B+	Differential Pair B from PHY (Device Tx+)
	S7	GND	2 nd Mate
Power Segment	P1	-	(Unused)
	P2	-	(Unused)
	P3	PWDIS	Enter/Exit Power Disable (Option)
	P4	GND	1 st Mate
	P5	GND	2 nd Mate
	P6	GND	2 nd Mate
	P7	V5	5 V Power Pre-Charge 2 nd Mate
	P8	V5	5 V Power
	P9	V5	5 V Power
	P10	GND	2 nd Mate
	P11	Spin	Staggered Spin-up Mode Detect (Input)
		ACT	Activity LED Drive (Output)
	P12	GND	1 st Mate
	P13	V12	12 V Power Pre-Charge 2 nd Mate
	P14	V12	12 V Power
P15	V12	12 V Power	

Notice: This drive uses 5 V and 12 V power. 3.3 V power is not used.
HDA (Head Disk Assembly) and DC ground (ground pins on interface) are connected electrically each other.

INTERFACE CONNECTOR (SA plug) SIGNAL ALLOCATION

MG09SCA18T/16T/14T/12T/10T

MG09SCP18T/16T/14T/12T/10T

Segment	Pin No.		Pin Definition
Signal Segment	S1	GND	GND for SAS Primary Port
	S2	RP+	SAS Primary Port Receive (positive) signal
	S3	RP-	SAS Primary Port Receive (negative) signal
	S4	GND	GND for SAS Primary Port
	S5	TP-	SAS Primary Port Transmit (negative) signal
	S6	TP+	SAS Primary Port Transmit (positive) signal
	S7	GND	GND for SAS Primary Port
	S8	GND	GND for SAS Secondary Port
	S9	RS+	SAS Secondary Port Receive (positive) signal
	S10	RS-	SAS Secondary Port Receive (negative) signal
	S11	GND	GND for SAS Secondary Port
	S12	TS-	SAS Secondary Port Transmit (negative) signal
	S13	TS+	SAS Secondary Port Transmit (positive) signal
	S14	GND	GND for SAS Secondary Port
Power Segment	P1 (*1)	Reserved	Do not supply 3.3 V power if POWER DISABLE Function is used.
	P2 (*1)	Reserved	
	P3 (*2)	POWER DISABLE	Power Disable Control input signal
	P4	GND	GROUND
	P5	GND	GROUND
	P6	GND	GROUND
	P7	+ 5 V-Charge	Pre-charge pin for + 5 V
	P8	+ 5 V	+ 5 V power supply input
	P9	+ 5 V	+ 5 V power supply input
	P10	GND	GROUND
	P11	READY LED	READY LED output
	P12	GND	GROUND
	P13	+ 12 V-Charge	Pre-charge pin for + 12 V
	P14	+ 12 V	+ 12 V power supply input
	P15	+ 12 V	+ 12 V power supply input

(*1) Do not supply 3.3 V power if POWER DISABLE feature is used.

(*2) The terminal P3 is used as POWER DISABLE control signal in SAS-3. This terminal connects with the GROUND or is an OPENED thing on the host side when the POWER DISABLE function is not used.

SATA COMMAND TABLE (Part 1)

MG09ACA18T/16T/14T/12T/10T

MG09ACP18T/16T/14T/12T/10T

Op-Code	Command Name
78h	ACCESSIBLE MAX ADDRESS CONFIGURATION
E5h / 98h	CHECK POWER MODE
92h	DOWNLOAD MICROCODE
93h	DOWNLOAD MICROCODE DMA
90h	EXECUTE DIAGNOSTICS
E7h	FLUSH CACHE
EAh	FLUSH CACHE EXT
ECh	IDENTIFY DEVICE
E3h / 97h	IDLE
E1h / 95h	IDLE IMMEDIATE
91h	INITIALIZE DEVICE PARAMETERS
00h	NOP
E4h	READ BUFFER
C8h	READ DMA
25h	READ DMA EXT
60h	READ FPDMA QUEUED
2Fh	READ LOG EXT
47h	READ LOG DMA EXT
C4h	READ MULTIPLE
29h	READ MULTIPLE EXT
20h	READ SECTOR(S)
24h	READ SECTOR(S) EXT
40h	READ VERIFY SECTOR(S)
42h	READ VERIFY SECTOR(S) EXT

SATA COMMAND TABLE (Part 2)

MG09ACA18T/16T/14T/12T/10T

MG09ACP18T/16T/14T/12T/10T

Op-Code	Command Name
10h	RECALIBRATE
7Ch	REMOVE ELEMENT AND TRUNCATE
0Bh	REQUEST SENSE DATA EXT
B4h	SANITIZE DEVICE
F1h	SECURITY SET PASSWORD
F2h	SECURITY UNLOCK
F3h	SECURITY ERASE PREPARE
F4h	SECURITY ERASE UNIT
F5h	SECURITY FREEZE LOCK
F6h	SECURITY DISABLE PASSWORD
70h	SEEK
77h	SET DATE & TIME EXT
EFh	SET FEATURES
C6h	SET MULTIPLE MODE
B2h	SET SECTOR CONFIGURATION EXT
E6h / 99h	SLEEP
B0h	SMART Function Set
E2h / 96h	STANDBY
E0h / 94h	STANDBY IMMEDIATE
E8h	WRITE BUFFER
CAh	WRITE DMA
35h	WRITE DMA EXT
3Dh	WRITE DMA FUA EXT
61h	WRITE FPDMA QUEUED
3Fh	WRITE LOG EXT
57h	WRITE LOG DMA EXT
C5h	WRITE MULTIPLE
39h	WRITE MULTIPLE EXT
CEh	WRITE MULTIPLE FUA EXT
30h	WRITE SECTOR(S)
34h	WRITE SECTOR(S) EXT
45h	WRITE UNCORRECTABLE EXT
3Ch	WRITE VERIFY

SAS COMMAND TABLE (Part 1)

MG09SCA18T/16T/14T/12T/10T

MG09SCP18T/16T/14T/12T/10T

Op-Code	Command Name
00h	TEST UNIT READY
12h	INQUIRY
25h	READ CAPACITY (10)
9Eh / 10h	READ CAPACITY (16)
15h	MODE SELECT (6)
55h	MODE SELECT (10)
1Ah	MODE SENSE (6)
5Ah	MODE SENSE (10)
01h	REZERO UNIT
1Bh	START/STOP UNIT
16h	RESERVE (6)
56h	RESERVE (10)
17h	RELEASE (6)
57h	RELEASE (10)
03h	REQUEST SENSE
4Ch	LOG SELECT
4Dh	LOG SENSE
5Eh	PERSISTENT RESERVE IN
5Fh	PERSISTENT RESERVE OUT
A0h	REPORT LUNS
A3h / 05h	REPORT IDENTIFYING INFORMATION
A3h / 0Ch	REPORT SUPPORTED OPERATION CODES
A3h / 0Dh	REPORT SUPPORTED TASK MANAGEMENT FUNCTIONS
A4h / 06h	SET IDENTIFYING INFORMATION
A3h / 0Fh	REPORT TIMESTAMP
A4h / 0Fh	SET TIMESTAMP

SAS COMMAND TABLE (Part 2)

MG09SCA18T/16T/14T/12T/10T

MG09SCP18T/16T/14T/12T/10T

Op-Code	Command Name
08h	READ (6)
28h	READ (10)
A8h	READ (12)
88h	READ (16)
0Ah	WRITE (6)
2Ah	WRITE (10)
AAh	WRITE (12)
8Ah	WRITE (16)
2Eh	WRITE AND VERIFY (10)
AEh	WRITE AND VERIFY (12)
8Eh	WRITE AND VERIFY (16)
2Fh	VERIFY (10)
AFh	VERIFY (12)
8Fh	VERIFY (16)
0Bh	SEEK (6)
2Bh	SEEK (10)
35h	SYNCHRONIZE CACHE (10)
91h	SYNCHRONIZE CACHE (16)
04h	FORMAT UNIT
07h	REASSIGN BLOCKS
37h	READ DEFECT DATA (10)
B7h	READ DEFECT DATA (12)
1Dh	SEND DIAGNOSTIC
1Ch	RECEIVE DIAGNOSTIC RESULTS
3Bh	WRITE BUFFER
3Ch	READ BUFFER (10)
9Bh	READ BUFFER (16)
3Eh	READ LONG (10)
9Eh / 11h	READ LONG (16)
3Fh	WRITE LONG (10)
9Fh / 11h	WRITE LONG (16)
41h	WRITE SAME (10)
93h	WRITE SAME (16)
48h	SANITIZE (10)
9Eh / 18h	REMOVE ELEMENT AND TRUNCATE (16)
9Eh / 17h	GET PHYSICAL ELEMENT STATUS

RESTRICTIONS ON PRODUCT USE

Toshiba Corporation and its subsidiaries and affiliates are collectively referred to as “TOSHIBA”.

Hardware, software and systems described in this document are collectively referred to as “Product”.

- TOSHIBA reserves the right to make changes to the information in this document and related Product without notice.
- This document and any information herein may not be reproduced without prior written permission from TOSHIBA. Even with TOSHIBA's written permission, reproduction is permissible only if reproduction is without alteration/omission.
- Though TOSHIBA works continually to improve Product's quality and reliability, Product can malfunction or fail. Customers are responsible for complying with safety standards and for providing adequate designs and safeguards for their hardware, software and systems which minimize risk and avoid situations in which a malfunction or failure of Product could cause loss of human life, bodily injury or damage to property, including data loss or corruption. Before customers use the Product, create designs including the Product, or incorporate the Product into their own applications, customers must also refer to and comply with (a) the latest versions of all relevant TOSHIBA information, including without limitation, this document, the specifications, the data sheets and application notes for Product and the precautions and conditions set forth in the "TOSHIBA Semiconductor Reliability Handbook" and (b) the instructions for the application with which the Product will be used with or for. Customers are solely responsible for all aspects of their own product design or applications, including but not limited to (a) determining the appropriateness of the use of this Product in such design or applications; (b) evaluating and determining the applicability of any information contained in this document, or in charts, diagrams, programs, algorithms, sample application circuits, or any other referenced documents; and (c) validating all operating parameters for such designs and applications. **TOSHIBA ASSUMES NO LIABILITY FOR CUSTOMERS' PRODUCT DESIGN OR APPLICATIONS.**
- **PRODUCT IS NEITHER INTENDED NOR WARRANTED FOR USE IN EQUIPMENTS OR SYSTEMS THAT REQUIRE EXTRAORDINARILY HIGH LEVELS OF QUALITY AND/OR RELIABILITY, AND/OR A MALFUNCTION OR FAILURE OF WHICH MAY CAUSE LOSS OF HUMAN LIFE, BODILY INJURY, SERIOUS PROPERTY DAMAGE AND/OR SERIOUS PUBLIC IMPACT ("UNINTENDED USE").** Except for specific applications as expressly stated in this document, Unintended Use includes, without limitation, equipment used in nuclear facilities, equipment used in the aerospace industry, lifesaving and/or life supporting medical equipment, equipment used for automobiles, trains, ships and other transportation, traffic signaling equipment, equipment used to control combustions or explosions, safety devices, elevators and escalators, and devices related to power plant. **IF YOU USE PRODUCT FOR UNINTENDED USE, TOSHIBA ASSUMES NO LIABILITY FOR PRODUCT.** For details, please contact your TOSHIBA sales representative or contact us via our website.
- Do not disassemble, analyze, reverse-engineer, alter, modify, translate or copy Product, whether in whole or in part.
- Product shall not be used for or incorporated into any products or systems whose manufacture, use, or sale is prohibited under any applicable laws or regulations.
- The information contained herein is presented only as guidance for Product use. No responsibility is assumed by TOSHIBA for any infringement of patents or any other intellectual property rights of third parties that may result from the use of Product. No license to any intellectual property right is granted by this document, whether express or implied, by estoppel or otherwise.
- **ABSENT A WRITTEN SIGNED AGREEMENT, EXCEPT AS PROVIDED IN THE RELEVANT TERMS AND CONDITIONS OF SALE FOR PRODUCT, AND TO THE MAXIMUM EXTENT ALLOWABLE BY LAW, TOSHIBA (1) ASSUMES NO LIABILITY WHATSOEVER, INCLUDING WITHOUT LIMITATION, INDIRECT, CONSEQUENTIAL, SPECIAL, OR INCIDENTAL DAMAGES OR LOSS, INCLUDING WITHOUT LIMITATION, LOSS OF PROFITS, LOSS OF OPPORTUNITIES, BUSINESS INTERRUPTION AND LOSS OF DATA, AND (2) DISCLAIMS ANY AND ALL EXPRESS OR IMPLIED WARRANTIES AND CONDITIONS RELATED TO SALE, USE OF PRODUCT, OR INFORMATION, INCLUDING WARRANTIES OR CONDITIONS OF MERCHANTABILITY, FITNESS FOR A PARTICULAR PURPOSE, ACCURACY OF INFORMATION, OR NONINFRINGEMENT.**
- Do not use or otherwise make available Product or related software or technology for any military purposes, including without limitation, for the design, development, use, stockpiling or manufacturing of nuclear, chemical, or biological weapons or missile technology products (mass destruction weapons). Product and related software and technology may be controlled under the applicable export laws and regulations including, without limitation, the Japanese Foreign Exchange and Foreign Trade Law and the U.S. Export Administration Regulations. Export and re-export of Product or related software or technology are strictly prohibited except in compliance with all applicable export laws and regulations.
- Product may include products subject to foreign exchange and foreign trade control laws.
- Please contact your TOSHIBA sales representative for details as to environmental matters such as the RoHS compatibility of Product. Please use Product in compliance with all applicable laws and regulations that regulate the inclusion or use of controlled substances, including without limitation, the EU RoHS Directive. **TOSHIBA ASSUMES NO LIABILITY FOR DAMAGES OR LOSSES OCCURRING AS A RESULT OF NONCOMPLIANCE WITH APPLICABLE LAWS AND REGULATIONS**

Toshiba Electronic Devices & Storage Corporation

<https://toshiba.semicon-storage.com/>